

# Set Top Box T250

## All-rounder with ethernet switch

The T250 is intended for use in the inhouse area. It works without a fan and therefore completely silently. The T250 can be attached to the rear of the TV using the mounting kit. Via the integrated switch, external devices, e.g. IP telephones can be connected to the network.

The set top box can be operated via bluetooth or infrared remote control - with bluetooth even without direct line of sight. With PoE (Power over Ethernet) the T250 receives power directly from the network connection. Alternatively, a plug-in power supply is included. In addition, the box can be connected to the network wirelessly with a WiFi stick.



Size: 15 x 33,8 x 14,2 cm (width/depth/height)

Deep standby: power consumption < 1 W

Consumption in operation: < 6 Watt

LED showing the operational status

HD Resolution (1080p)

H.264, H.262

3x Fast Ethernet RJ45 (1x Power over Ethernet)

Bluetooth BT4.0

Integrated IR Sensor




Verimatrix 4.0 Ultra for IP, IP/DVB-C & OTT (DRM)

Stereo 3,5 mm jack socket

HDMI 2.0 with HDCP 2.2

USB 2.0

12V Power

-  Full IPTV functionality
-  Wireless operation with WiFi stick
-  Power supply via PoE